


KEN WRIGHT CELLARS




ARTWORK DEPICTING HARVEST.

2013 Abbott Claim

Yamhill-Carlton AVA
Soil: Marine Sediments
400-475 elevation S-SE
inclination

Floral & spice focused.
Tart cherry and raspberry with
Earthy & umami notes. Spiced
With notes of cinnamon
and anise

KEN WRIGHT CELLARS




ARTWORK RECOGNIZING THE ORIGINAL CHERRY ORCHARD PLANTING ON THE VINEYARD PROPERTY.

2013 Bonnie Jean

Yamhill-Carlton AVA
Soil: Wellsdale
400-450 elevation S-SE
inclination

Floral & spice focused.
Juicy and plush with dried
blueberry, black cherry,
marionberry and hints of warm
spices- nutmeg & cardamom

KEN WRIGHT CELLARS



ARTWORK IS AN HOMAGE TO THE LATE BRYCE BAGNALL, THE ORIGINAL OWNER.

2013 Bryce

Ribbon Ridge AVA
Soil: Sedimentary-Willakenzie
300 elevation S-SE inclination

Floral & spice focused.
Dark brambly fruit with black
cherry and cracked pepper and
earthy based notes

KEN WRIGHT CELLARS




ARTWORK SHOWS DICK AND NANCY DANIEL (ORIGINAL OWNERS) PLANTING THE VINEYARD IN 1983.

2013 Canary Hill

Eola-Amity AVA
Soil: Volcanic Rock-Jory/Nekia
450-550 elevation East
inclination

Fruit Focused.
Light tannins and bright acidity.
Red and blue fruit- juicy red
plum, pie cherry and marionberry

KEN WRIGHT CELLARS



ARTWORK SHOWS TYPICAL PROFILE OF THIS BASALT FILLED SITE.

2013 Carter

Eola-Amity AVA
Soil: Volcanic Rock-Nekia
325 elevation West inclination

Fruit Focused.
Darker blue & black fruits of
cassis, blackberry & dried
blueberry supported by firm
acidity and moderate tannins

KEN WRIGHT CELLARS




ARTWORK SHOWING THE PRACTICE OF RACKING WITH INERT GAS.

2013 Freedom Hill

Coastal Range
Soil: Sedimentary-Bellpine
450 elevation SE inclination

Floral & Spice Focused.
Black raspberry, bing cherry & fresh turned earth mingle with delicate floral notes. Bright acidity and minerality combine for a juicy mouth feel.

KEN WRIGHT CELLARS




ARTWORK SHOWS PUNCHING DOWN THE FERMENTATION CAP.

2013 Guadalupe

Should be
Yamhill-Carlton AVA
Soil: Sedimentary-Willakenzie
350 elevation S inclination

Floral & Spice Focused.
Very forward & attractive in its youth with a depth of flavor-raspberry & mulberry combine with morel mushroom for an earthy & luscious mouth feel

KEN WRIGHT CELLARS




ARTWORK OF OUR PUBLIC BARREL TASTING.

2013 McCrone

Yamhill-Carlton AVA
Soil: Sedimentary-Willakenzie
400 elevation S-SW inclination

Floral & Spice Focused.
Tart cherry and huckleberry with generous floral notes of hibiscus & rose, touches of nutmeg and black tea

KEN WRIGHT CELLARS



ARTWORK HONORING THE PERFECT MARRIAGE OF FOOD AND WINE

2013 Meredith Mitchell

McMinnville AVA
Soil: Volcanic Rock- Yamhill
550 elevation S inclination

Fruit Focused.
Dark blue & black fruits, this 100% Pommard clone has great structure and a full mouth feel.

KEN WRIGHT CELLARS




ORIGINAL LABEL SHOWING THE COLD AND WET DAYS OF WINTER PRUNING.

2013 Savoya

Yamhill-Carlton AVA
Soil: Sedimentary-Willakenzie
350-450 elevation SE inclination

Floral & Spice Focused.
Fresh & bright red fruit- red plum and cranberry mingle with notes of cinnamon, tobacco and turned earth.

KEN WRIGHT CELLARS



ARTWORK SHOWS THE PRACTICE OF SHOOT-POSITIONING.


2013 Shea

Yamhill-Carlton AVA
Soil: Sedimentary-Willakenzie
450-600 elevation S inclination

Floral & Spice Focused.
Blue & red fruits of blueberry and raspberry with delicate anise and cola notes. Opulent texture and a luscious mouth feel.



KEN WRIGHT CELLARS



ARTWORK DEPICTS AN AMERICAN KESTREL WHICH IS USED IN OUR FALCONRY PROGRAM FOR VINEYARD PEST CONTROL.

2013 Tanager

Yamhill-Carlton AVA
Soil: Sedimentary-Willakenzie
350-400 elevation W inclination

Floral & Spice focused.
Red & blue fruits of raspberry, blueberry and cranberry dance with firmer tannin structure.

